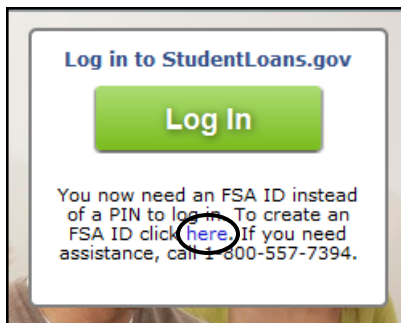
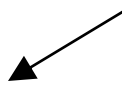


Completing Your Loan Exit Counseling

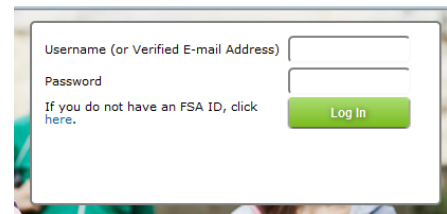
To begin, go to the U.S. Department of Education's website for student loan management: www.studentloans.gov.



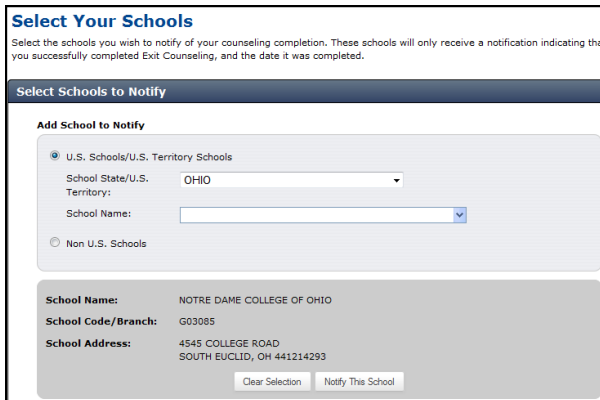
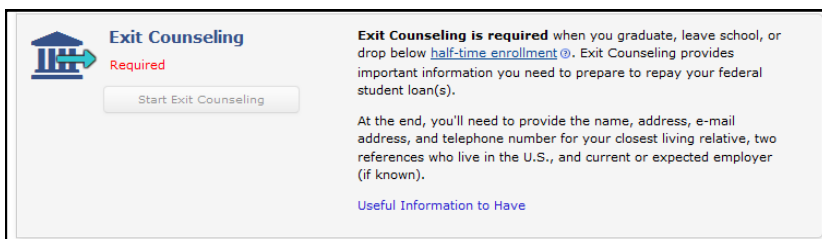
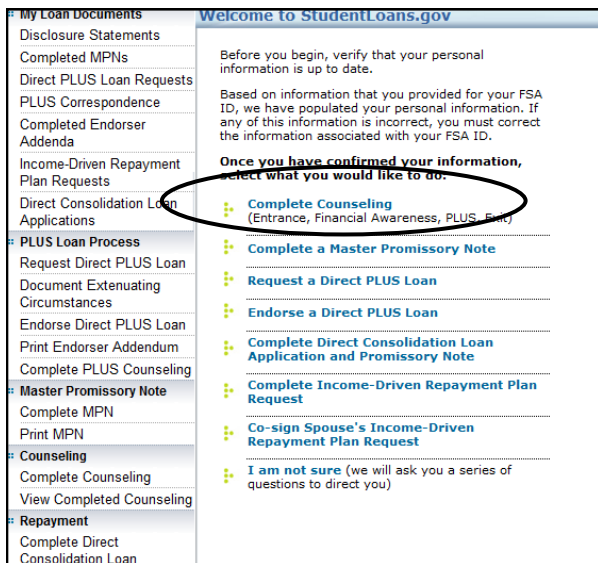
If you do not have an FSA ID (which replaces your PIN) click on the blue link to create one. (Or go to fsaid.ed.gov.)



On the "Log In" page, use your new FSA ID and password, and click "Log In."



Once you've signed in, choose the link to "Complete Counseling." Then scroll down to select "Exit Counseling." On the next page, add **Notre Dame College** as your school to notify.



Exit counseling consists of five parts: (1) Understand Your Loans, (2) Plan to Repay, (3) Avoid Default, (4) Make Finances a priority, and (5) Repayment Information. It contains interactive tools to help you understand your loan repayment and what steps to take if you're having trouble repaying your federal student loans.